


Disney FROZEN II



© DISNEY

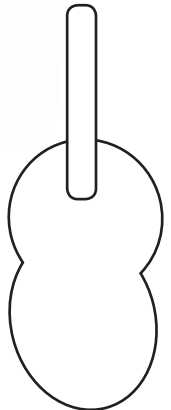


Figure 1

Instructions

1. Print the figure out on card.
2. Colour the character, and cut around the heavy outside line.
3. Attach a craft stick to the back with the stick pointing up like figure 1

Disney FROZEN II

Stick
Puppets
Craft

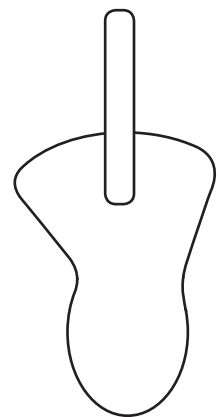


Figure 2

Instructions

1. Print the figure out on card.
2. Colour the character, and cut around the heavy outside line.
3. Attach a craft stick to the back with the stick pointing up like figure 2.

Disney FROZEN II

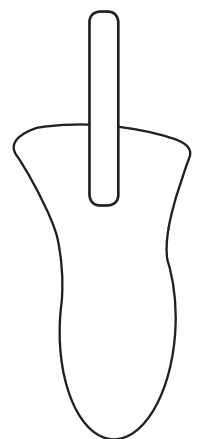


Figure 3

Instructions

1. Print the figure out on card.
2. Colour the character, and cut around the heavy outside line.
3. Attach a craft stick to the back with the stick pointing up like figure 3.