



STAR WARS READS

CELEBRATING 10 YEARS!

ACTIVITY KIT 2021

New and Classic Activities Celebrating
Ten Years of *Star Wars* Reads!



COLORING FUN

Use your galactic imagination to color in Grogu!



Relive the mysterious
Mandalorian's adventures
in this Little Golden Book
based on the hit show!




THE MANDALORIAN
LITTLE GOLDEN BOOK
(RANDOM HOUSE
CHILDREN'S BOOKS)
AVAILABLE NOW!

#STARWARSREADS



COLORING FUN

Use your galactic imagination to color in Grogu!



Based on the hit show, relive the mysterious Mandalorian's adventures in this Little Golden Book!



**THE MANDALORIAN:
THIS IS THE WAY** LITTLE
GOLDEN BOOK
(RANDOM HOUSE
CHILDREN'S BOOKS)
AVAILABLE 10/27!

#STARWARSREADS

CHARACTER MATCHING

Can you match the characters to their shadows? Draw a line from the picture on the left to the corresponding shadow on the right.



Answer Key:



Relive the mysterious
Mandalorian's
adventures in this
Little Golden Book
based on the hit show!




THE MANDALORIAN
LITTLE GOLDEN BOOK
(RANDOM HOUSE
CHILDREN'S BOOKS)
AVAILABLE NOW!

SPOT THE DIFFERENCE


Can you spot the five differences between the two clone troopers?



Answer Key:



From Captain Rex to Commander Cody to the Bad Batch, learn about all the Clones from the exciting Star Wars saga!



I AM A CLONE TROOPER
LITTLE GOLDEN BOOK
(RANDOM HOUSE
CHILDREN'S BOOKS)
AVAILABLE NOW!



BANTHA MILK HOT CHOCOLATE

Folks can't seem to resist the gentle aroma of steamed bantha milk. This new holiday variation keeps the colorful bantha blue but adds a touch of white chocolate for a richness that feels perfect for the season.



CREAM CHEESE TOPPING

4 ounces cream cheese,
softened

¼ cup confectioners' sugar

¼ teaspoon salt

½ cup heavy cream

MILK

2 cups whole milk

½ teaspoon vanilla extract

3 ounces white chocolate,
finely chopped

2 drops blue food gel dye

PREP TIME: 10 minutes


COOKING TIME: 5 minutes

YIELD: 2 servings

DIFFICULTY: Easy

1. TO MAKE THE CREAM CHEESE TOPPING:
In a medium bowl, use a hand mixer to combine the cream cheese, confectioners' sugar, and salt. Add the heavy cream and whip until light and fluffy, 1 to 2 minutes. Keep in the refrigerator to chill.
2. TO MAKE THE MILK: In a medium saucepan over medium heat, heat the milk and vanilla for 4 to 5 minutes, until warmed. Stir in the white chocolate and blue food gel dye, whisking until combined.
3. Pour the mixture into two cups. Spoon the cream cheese topping on top to serve.

Celebrate every Wookiee's favorite holiday—Life Day—with this collection of 50 recipes and crafts inspired by the galaxy's holiday traditions!



STAR WARS:
THE LIFE DAY COOKBOOK
(INSIGHT EDITIONS)
AVAILABLE NOV. 2, 2021!

#STARWARSREADS



BB-8 CAKES

In the words of Leia Organa, “never underestimate a droid”—or these treats, which will surely appeal to all ages and tastes!



ACTIVE TIME 2 HRS TOTAL TIME 2 HRS 45 MIN MAKES 12 CUPCAKES

1. Preheat oven to 350°F. Line a cupcake pan with 12 paper or foil liners. In a medium mixing bowl combine flour, sugar, and baking powder. Add milk, butter, egg, and vanilla. Beat with a hand mixer on low speed until combined. Beat on medium speed for 1 minute. Divide batter among cupcake liners in pan (two-thirds full to ensure rounded tops after baking). Bake about 15 minutes or until a toothpick inserted comes out clean. Cool on a wire rack.

- 1 1/2 cups all-purpose flour
- 2/3 cup granulated sugar
- 2 teaspoons baking powder
- 2/3 cup whole milk
- 1/4 cup unsalted butter, very soft
- 1 large egg
- 1 teaspoon vanilla extract
- 1 (16-ounce) can vanilla frosting, divided
- 12 plain donut holes
- Orange and black gel food coloring
- Black or brown mini and regular-size round candy-coated chocolate pieces and silver dragees

2. Place about 1 cup of canned frosting in a small microwave-safe bowl. Microwave on high for 15 seconds, then stir. Continue to microwave and stir, 10 seconds at a time, until frosting is just soft enough to pour from a spoon. Dip tops of cupcakes into the soft frosting and return to cooling rack. With a sharp knife, remove a 1/4-inch slice from bottom of each donut hole. If necessary, reheat frosting to keep it spoonable. With a fork, hold a donut hole over bowl of softened frosting. Spoon frosting over donut hole to cover. Carefully place the frosted donut hole on top of a frosted cupcake. Chill cupcakes a few minutes to set frosting.

3. Divide remaining unmelted frosting between two small bowls. Tint one portion orange and the other portion gray. Place colored frosting in disposable decorating bags. Snip tips of bags to make very small openings. Decorate cupcakes with colored frosting, making stripes, circles, and dots. Add candy-coated chocolate pieces and silver dragees.

Embark on a baking journey through the *Star Wars* galaxy, and craft scrumptious treats inspired by fan-favorite planets.



STAR WARS:
GALACTIC BAKING
(INSIGHT EDITIONS)
AVAILABLE NOW!


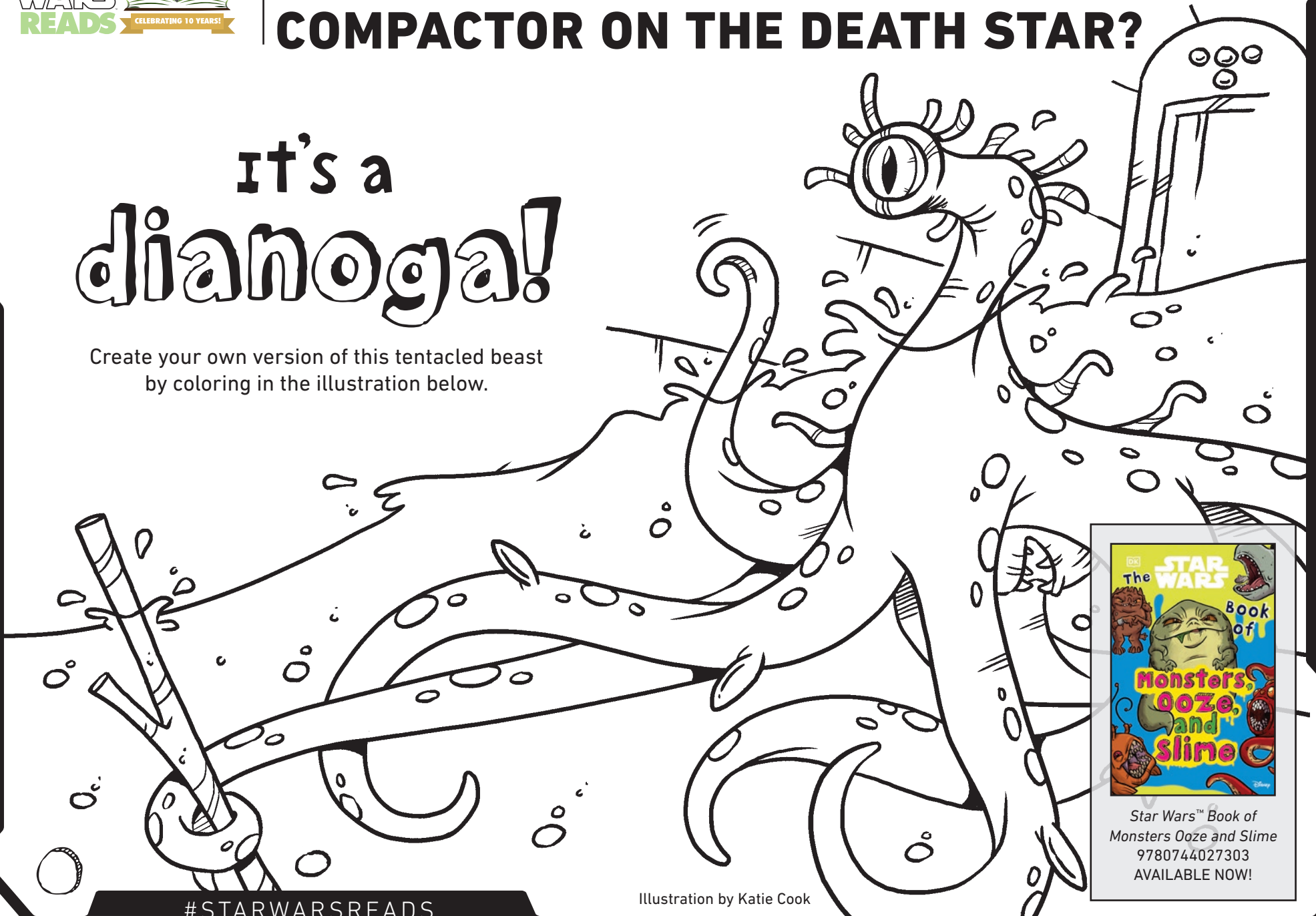
#STARWARSREADS



WHAT IS THAT MONSTER IN THE TRASH COMPACTOR ON THE DEATH STAR?

It's a
dianoga!

Create your own version of this tentacled beast by coloring in the illustration below.




Star Wars™ Book of
Monsters Ooze and Slime
9780744027303
AVAILABLE NOW!

#STARWARSREADS

Illustration by Katie Cook

CROSSWORD

Fill in the blanks with Vader and family before bedtime!



ACROSS

1. Solo's furry friend
4. Also known as Ben
7. Jedi weapon of choice
8. Has a Cinnamon Bun hairstyle
9. Leia is Luke's ____
11. Leia loves
12. Luke _____


DOWN

2. May the _____ be with you
3. Has many chins
5. Leia's dad
6. Darth Vader was born as
10. Jedi apprentice
13. C-3PO and R2-D2 are _____
14. Teddy bear rebels
15. Talks funny he does



GOODNIGHT DARTH
VADER
(CHRONICLE BOOKS)
AVAILABLE NOW!

FINGER PUPPETS



Copyright © 2015 Lucasfilm Ltd.



Copyright © 2015 Lucasfilm Ltd.



Copyright © 2015 Lucasfilm Ltd.


INSTRUCTIONS

1. Print the finger puppets on regular paper and cut them out. Be sure to cut along the dashed line.
2. Wrap the tabs of one puppet around the puppeteer's finger, and use tape to secure.
3. Remove puppet from finger and repeat step 2 with the rest of the puppets.



DARTH VADER AND FRIENDS,
GOODNIGHT DARTH VADER, VADER'S
LITTLE PRINCESS, DARTH VADER
AND SON
(CHRONICLE BOOKS)
AVAILABLE NOW!

After Kylo Ren slices Finn right up his _____, he uses the
PART OF THE BODY
 Force to summon Luke's _____ to his hand. Rey, however,
NOUN
 uses her newfound _____ powers to take the lightsaber
NOUN
 herself. The _____ battle that follows is the _____
ADJECTIVE NOUN
 of legend. They _____ through (the) _____,
VERB A PLACE
 _____ lightsabers _____! Smoke rises. Trees
VERB ENDING IN "ING" ADVERB
 _____. Rey knows she is not as _____ as Kylo, but
VERB ADJECTIVE
 she fights anyway. The _____ is swelling inside her. She is
NOUN
 growing more and more _____ with every _____!
ADJECTIVE NOUN
 Kylo offers to show her the _____ ways of the Force, but she
ADJECTIVE
 says, "_____"! and fights on. Finally, the ground gives way
SILLY WORD
 beneath them, and Rey is separated from Kylo by a/an _____.
NOUN
 Rey may have won the battle, but Kylo will live to _____
VERB
 another day!



STAR WARS:
THE FORCE AWAKENS
MAD LIBS
(PRICE STERN SLOAN)
AVAILABLE NOW!



Missing: _____ girl named Rey.
ADJECTIVE

Last seen on the surface of Jakku near (the) _____.
A PLACE

Wears plain, _____ clothing with a leather
COLOR
_____ and boots.
NOUN

Last known residence: The underbelly of a/an _____.
ADJECTIVE
_____.
NOUN


She carries a long _____ for self-defense and knows how to
NOUN
_____ it!
VERB

Occupation: Scavenger, but she's also good at _____.
VERB ENDING IN "ING"

Known friends: None, but she does hang out with a droid named
_____.
SILLY WORD

If you know Rey's whereabouts, call 1-800-FIRST-ORDER.


Reward: _____ credits.
NUMBER



STAR WARS:
THE FORCE AWAKENS
MAD LIBS
(PRICE STERN SLOAN)
AVAILABLE NOW!

#STARWARSREADS

Never before, in the history of _____ Wars, have we seen
NOUN
 an astromech droid shaped like a/an _____. Owned by
NOUN
 Poe Dameron, BB-8 rolls around fulfilling _____ missions
ADJECTIVE
 and helping the Resistance fight the First _____. Just
NOUN
 as _____ on the sand as he is on solid _____,
ADJECTIVE NOUN
 BB-8 finds himself _____ across deserts and bouncing
VERB ENDING IN "ING"
 around the *Millennium Falcon*. He can also _____ down the
VERB
 stairs. Just don't ask him to _____ back up! BB-8 also fits
SAME VERB
 _____ into Poe's T-70 X-wing, *Black One*, helping him pilot
ADVERB
 in _____ and performing _____ repairs. When
PLURAL NOUN ADJECTIVE
 Rey meets BB-8, she knows he's _____. Even though she is
ADJECTIVE
 offered a lot of portions for BB-8, she decides to _____ him.
VERB
 And BB-8 *is* special. Not only does he have the _____ to
PLURAL NOUN
 find Luke Skywalker, he is also cuter than a/an _____.
NOUN



STAR WARS:
THE FORCE AWAKENS
MAD LIBS
(PRICE STERN SLOAN)
AVAILABLE NOW!

LIGHTSABER DUEL

The lightsaber is an energy sword with a glowing plasma blade used by the Jedi and some of their enemies. Crafting a lightsaber is a special trial that every Padawan must complete. Using a penlight and some water, you too can see what it's like to wield a lightsaber.

WHAT YOU NEED



Jug and enough water to fill your container



Milk



Colored cellophane



Penlight (one per lightsaber)



Sticky tape



Scissors



Silver tape




Clear container with flat sides

You will need to ask an adult for help or supervision with the steps that require scissors.



1

Firstly, personalize your penlight with silver tape. Every Jedi designs his or her own handle, so each one is unique. The ideal penlight for this experiment shines a narrow but strong beam.



2

These lightsabers get their color from cellophane rather than kyber crystals. Tape some onto the sides of your tank. You could use two colors—blue for the light side and red for the dark side!

WHY NOT TRY?

The color of a lightsaber is determined by the kyber crystal inside it.

Jedi lightsabers are often green or blue, while Mace Windu wields a rare purple blade. Sith lightsabers are always red. Try different colored cellophane to see which color best suits you.



3


Position the tank on a flat surface with space to move about at each end. Once it's in the right spot, fill the tank with water—you won't want to shift it once it is full!



4

Next, add just a drop of milk to the water and stir gently until it disappears. Be sure to add just a tiny drop at a time—you can always add more milk later if you need to.

Create your own lightsaber duel and more with *Star Wars Maker Lab*, available now!



STAR WARS MAKER LAB
(DK)
AVAILABLE NOW

CONTINUED NEXT PAGE

LIGHTSABER DUEL (CONT'D.)

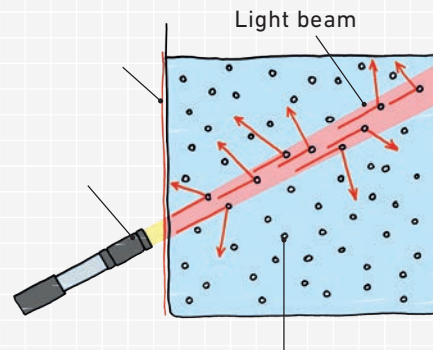
HOW IT WORKS

LIGHT WAVES

Light waves carry energy that our eyes detect as a spectrum of colors. The colors we see depend on which waves are reflected or absorbed. Grass appears green because most of the light waves that hit it are absorbed except for green ones, which are reflected back at our eyes.

WHY MILK?


Light waves from penlights are hard to see, until they hit a solid surface or are reflected by particles. The tiny milk droplets in the water bounce the light back into our eyes, making the beam visible.



**"THIS IS THE WEAPON
OF A JEDI KNIGHT."**


Obi-Wan Kenobi

5



Now shine your penlight through the tank. You should be able to see the beam of your lightsaber in the water. If you can't, add another drop of milk and try again.

6



Shine a penlight through each sheet of cellophane. See how the beams differ from each other? Be careful not to hold the penlights too close to the cellophane as it can get hot and melt.


7



Now it's time to challenge a friend to a duel! For best results, conduct your battle in a darkened room. Why not film it, too? You could even try making lightsaber sound effects!

**YOU'VE
DONE IT!**

Create your own lightsaber duel and more with *Star Wars Maker Lab*, available now!



STAR WARS
MAKER LAB
(DK)
AVAILABLE NOW



PLANETS OF THE GALAXY!

See how many *Star Wars* planets you can find in this word search!

M	I	G	E	E	N	F	A	L	D	E	R	A	A	N
E	Q	E	O	E	D	E	I	H	O	T	H	M	X	C
T	Z	Y	U	Z	J	Z	W	M	A	Q	C	U	H	U
S	Y	H	T	U	C	C	G	E	O	N	O	S	I	S
U	N	Q	A	C	O	R	U	S	C	A	N	T	E	X
B	L	O	P	O	T	T	E	A	F	S	K	A	O	N
C	Z	Q	A	T	B	E	O	J	U	U	O	F	A	D
Q	I	E	U	A	E	C	D	A	G	O	B	A	H	V
O	X	R	M	T	S	N	Z	E	N	D	O	R	L	D
H	G	E	S	O	P	A	K	A	S	H	Y	Y	Y	K
T	T	I	O	O	I	H	J	T	O	L	O	J	T	R
Y	K	A	M	I	N	O	T	B	W	Z	R	D	F	K
U	V	F	K	N	F	N	I	J	D	R	C	Y	M	Y
T	X	S	B	E	L	V	H	T	J	T	C	D	N	L
X	R	K	R	A	O	K	J	I	N	A	B	O	O	Z

TATOOINE
DAGOBAH
GEONOSIS
UTAPAU
NABOO

CORUSCANT
KASHYYYK
HOTH
BESPIN
MUSTAFAR

ALDERAAN
KAMINO
ENDOR

Confused? Don't be.
Learn all about *Star Wars*
in *Star Wars Made Easy*,
A Beginner's Guide to a
Galaxy Far, Far Away...



STAR WARS MADE EASY,
A BEGINNER'S GUIDE TO A
GALAXY FAR, FAR AWAY...
(DK)
AVAILABLE NOW

#STARWARSREADS

BREAK THE CODE

Decode the secret message using the legend.



A B C D E F G H I



K L O R S T U W Y



Find your way to more galactic fun in *Star Wars: Who's Who in the Galaxy*.



Star Wars: Who's Who in the Galaxy.
(DISNEY/LUCASFILM PRESS)
AVAILABLE NOW!

GALAXY MAZE

Can you help Ahsoka travel through the galaxy? Solve the maze below.

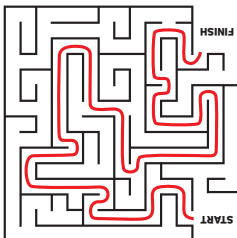


START




FINISH

Answer Key:



Follow the journey of Ahsoka Tano, a brave Padawan, as she learns the ways of the Force!



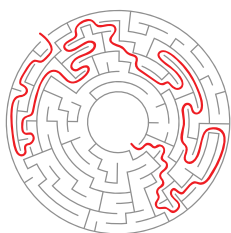

I AM A PADAWAN
LITTLE GOLDEN BOOK
(RANDOM HOUSE
CHILDREN'S BOOKS)
AVAILABLE NOW!



FIND MASTER YODA

Luke Skywalker has landed on Dagobah.

Help him find Master Yoda so he can begin his Jedi training!



Celebrate the 40th anniversary of *Star Wars: The Empire Strikes Back* and learn how to use the Force in this hilarious picture book narrated by everybody's favorite Jedi Master, Yoda!

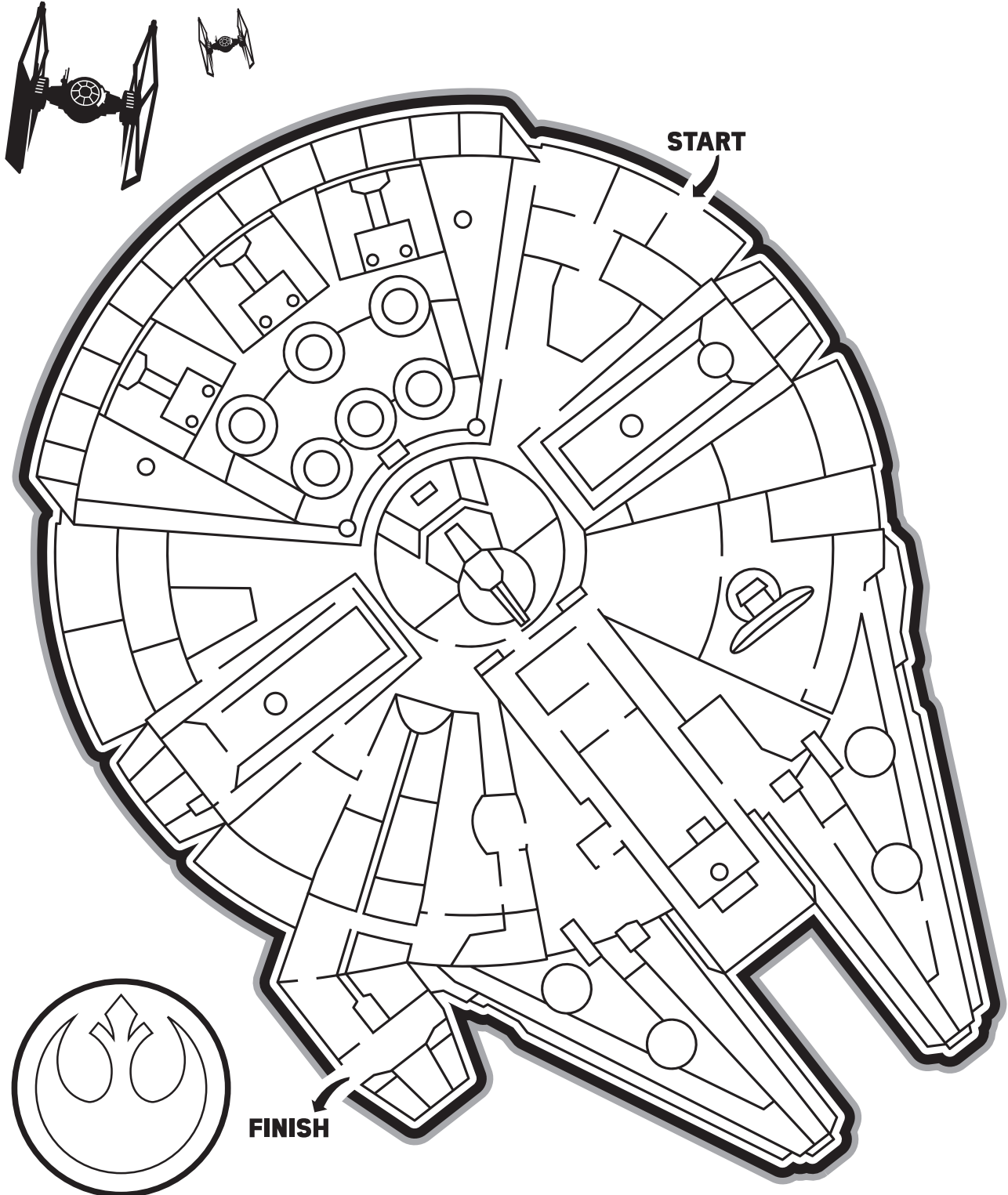


A JEDI YOU WILL BE
(DISNEY
LUCASFILM PRESS)
ON SALE
OCTOBER 20

#STARWARSREADS

MAZE

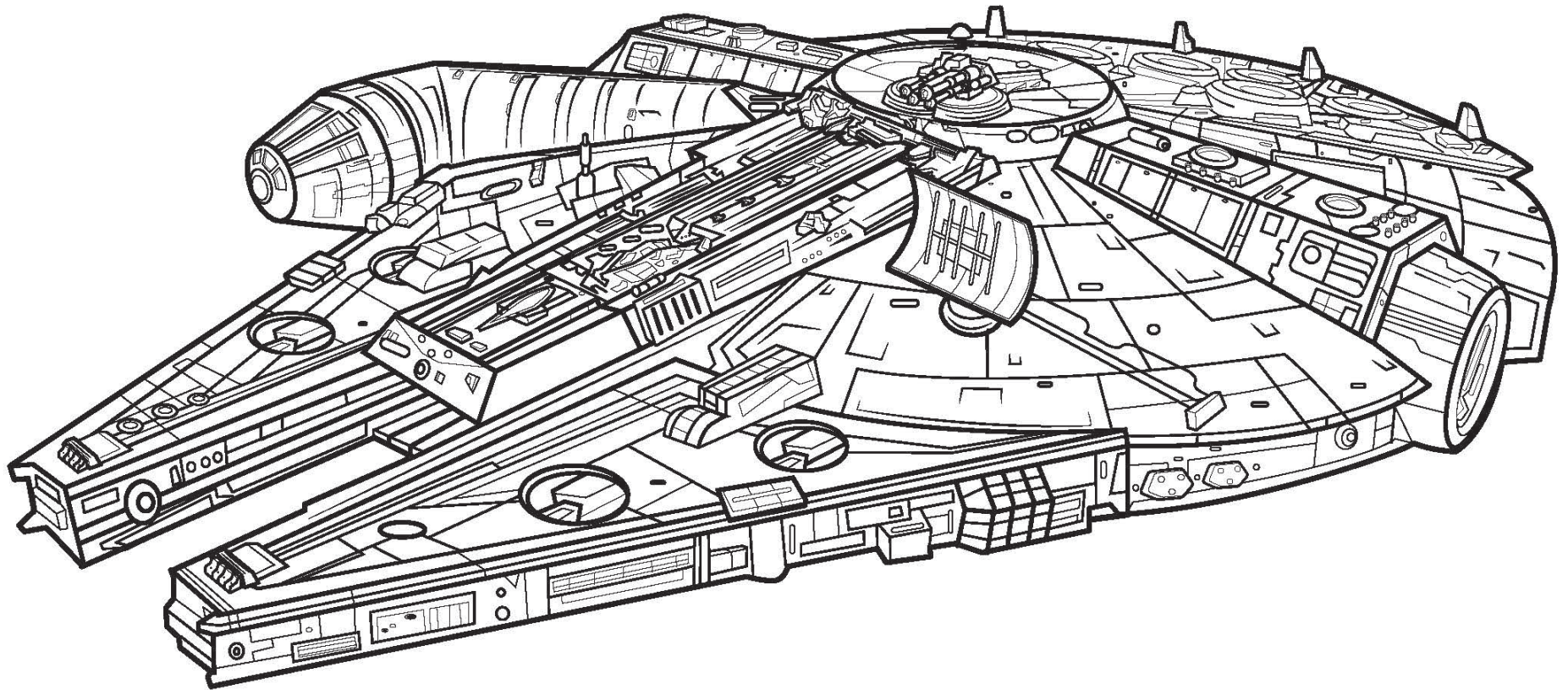
Help Chewie get to the cockpit of the *Millennium Falcon* before TIE fighters attack!






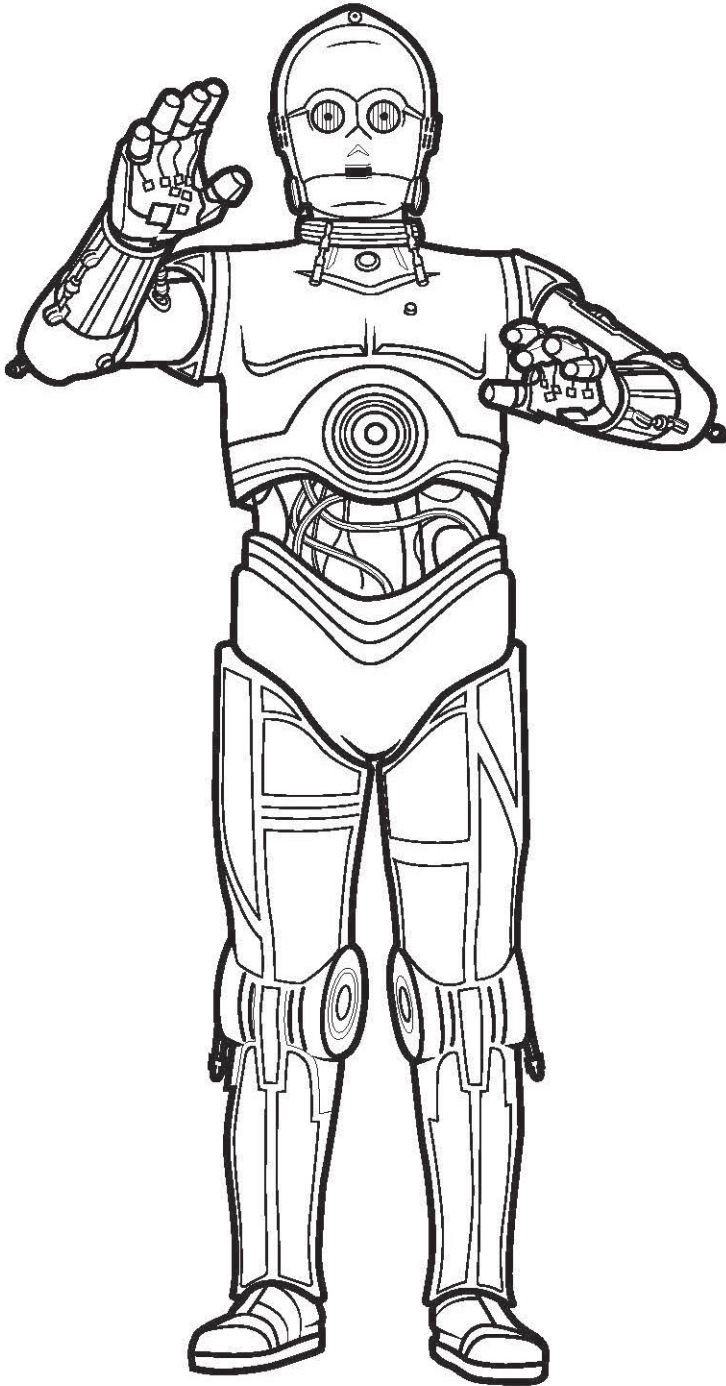
COLOR THE PAGE

Use your galactic imagination to color in the *Millenium Falcon*!



COLOR THE PAGE

Use your galactic imagination to color in C-3PO and R2-D2.



STAR WARS™

THE HIGH REPUBLIC

PAGES TO COLOR

Use your galactic imagination to color in these Star Wars The High Republic characters!

Centuries before the Skywalker era, the noble and wise Jedi of the HIGH REPUBLIC stand as guardians of galactic peace who must face fearsome adversaries that threaten the galaxy and the Force itself...




STAR WARS:
THE HIGH REPUBLIC:
A TEST OF COURAGE
(DISNEY LUCASFILM
PRESS)



STAR WARS:
THE HIGH REPUBLIC:
RACE TO CRASHPOINT TOWER
(DISNEY LUCASFILM
PRESS)



STAR WARS: THE HIGH
REPUBLIC: INTO THE
DARK
(DISNEY LUCASFILM
PRESS)



STAR WARS: THE HIGH
REPUBLIC: OUT OF THE
SHADOWS
(DISNEY LUCASFILM
PRESS)

All these *Star Wars: The High Republic* titles and more are available now!

Presented By



#STARWARSREADS

STAR WARS
THE HIGH REPUBLIC



JEDI MASTER AVAR KRIISS

© LFL

STAR WARS
THE HIGH REPUBLIC



JEDI MASTER STELLAN GIOS

© LFL

STAR WARS
THE HIGH REPUBLIC



JEDI KNIGHT ELZAR MANN

© LFL



JEDI MASTER SSKEER

© LFL

STAR WARS
THE HIGH REPUBLIC



JEDI KNIGHT KEEVE TRENNIS

© LFL

STAR WARS
THE HIGH REPUBLIC



JEDI PADAWAN BURRYAGA

© LFL

STAR WARS

THE HIGH REPUBLIC



JEDI KNIGHT MIKKEL SUTAMI & JEDI PADAWAN BURRYAGA

© LFL

Presented
By



Disney • LUCASFILM • © & TM 2021 LUCASFILM LTD.

STAR WARS
THE HIGH REPUBLIC



JEDI KNIGHT INDEERA STOKES

© LFL

STAR WARS
THE HIGH REPUBLIC



JEDI PADAWAN BELL ZETTIFAR

© LFL

STAR WARS
THE HIGH REPUBLIC




JEDI MASTER LODEN GREATSTORM


© LFL

Presented
By





JEDI PADAWAN RAM JOMARAM



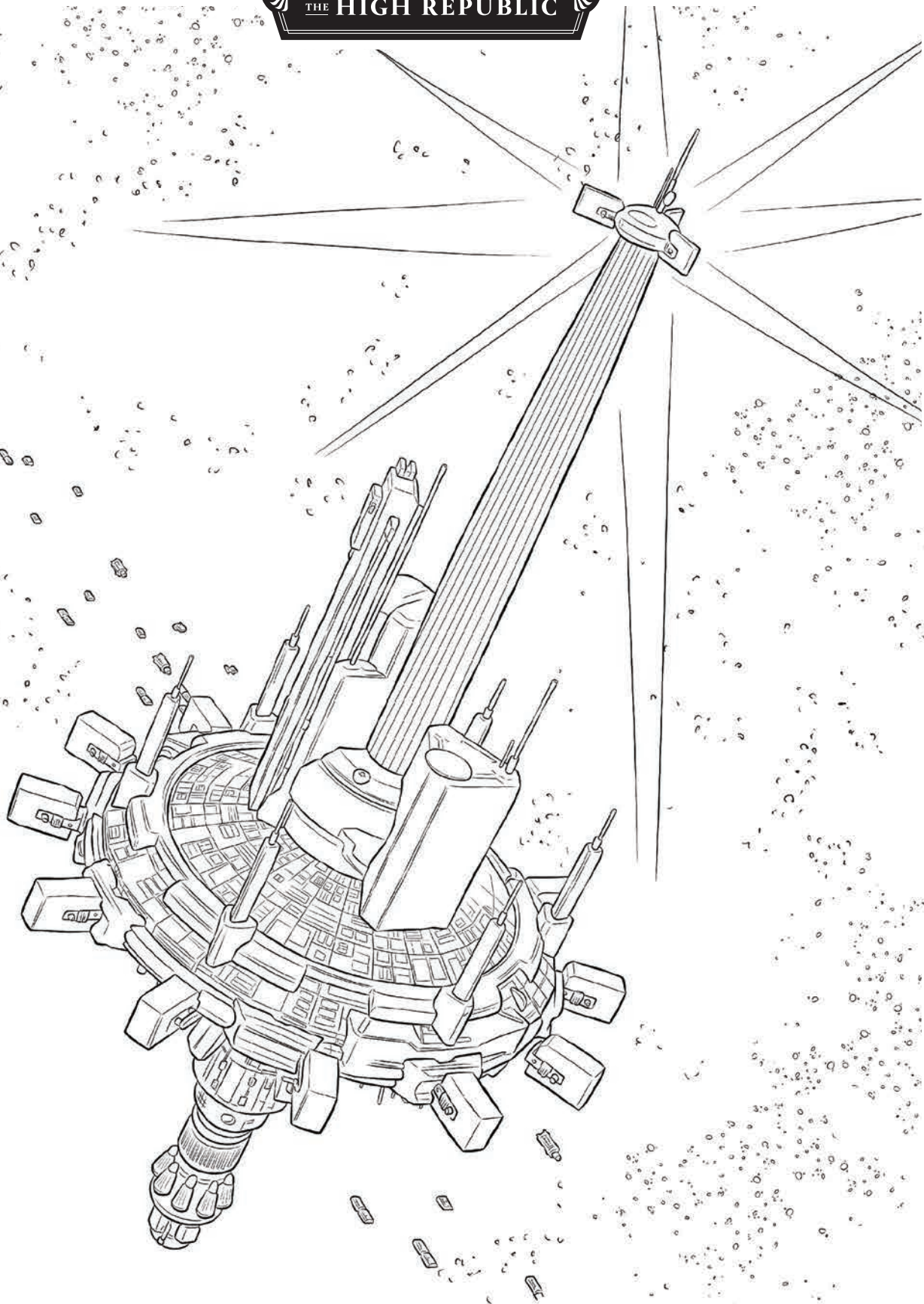
V-18 & BONBRAKS

STAR WARS
THE HIGH REPUBLIC



JEDI MASTER PORTER ENGLE

© LFL



THE STARLIGHT BEACON



CHANCELLOR SOH & HER TARGONS



THE DRENGIR



THE DRENGIR

STAR WARS

THE HIGH REPUBLIC



NIHIL LEADER MARCHION RO

Presented
By



STAR WARS
THE HIGH REPUBLIC



TEMPEST RUNNER PAN EYTA

STAR WARS

THE HIGH REPUBLIC



TEMPEST RUNNER LOURNA DEE

STAR WARS

THE HIGH REPUBLIC



THE NIHIL

© LFL



THE NIHIL



THE NIHIL



HRAGSCYTHE



EMBER