


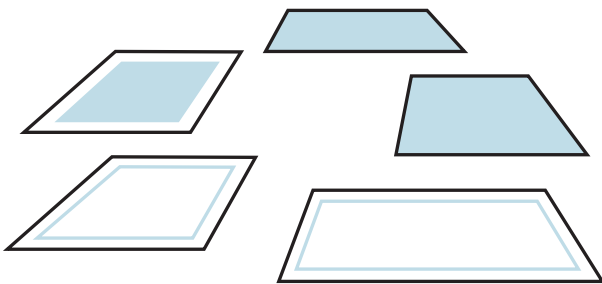
# Sofia the First's hanging decorations

## You will need:


- 3 x paper or card
- Safety Scissors
- Sellotape
- Colouring pens or pencils
- String



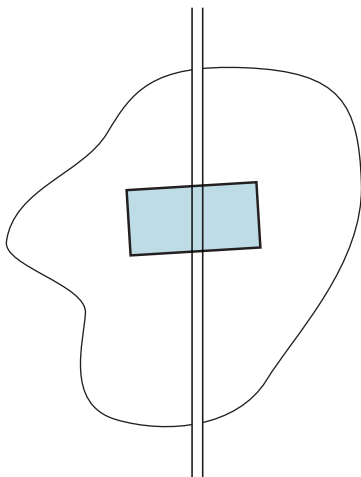
1 Print all artwork and set aside to dry.



2 Colour in the pictures and then cut them out.



3 Using sellotape, stick the pictures onto the string.



4 You can hang the decorations on tree branches or tables!

