



DIY SAIL BOAT RACE

FRIYAY!

New Episodes and Fun Every Friday Morning!

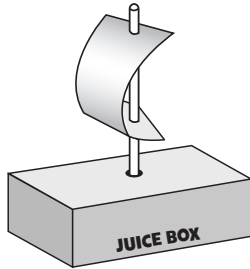
Materials:

- Empty juice box
- Decorating materials (paint, sequins, glitter, etc.)
- Drinking Straw
- Hole punch
- Colored pencils or markers
- Scissors*
- Hot glue* (optional)

*Note: Cutting and hot gluing is intended for grown-ups only
 *Water activities are intended for grown-up supervision

Instructions:

1. Have each child decorate their own empty juice box and cut* a hole in the center wide enough to fit the drinking straw through. An alternative option is to hot glue the straw to the center of the juice box.
2. Have each child choose a character to the right. Color in and cut out the picture. This will become the sail of his/her boat.
3. Hole punch the gray circles on each sail.
4. Slide the sail over the straw to bend a little.




Game Play:

1. Fill bathtub, water table, or long tray with about 2 inches of water*.
2. Have all players start their boats at one end of the tub with the back of the sail facing the player.
3. When someone says start, players blow air into his/her sail to move the boat all the way across.
4. The first player's boat to cross the tub is the winner!


HISSY



ROLLY



A.R.F.



BINGO



©Disney

©Disney

©Disney

©Disney