

Disney Junior
A FAMILY NIGHT SPECIAL EVENT

Sofia the First
The Floating Palace

Premieres Sunday, Nov. 24 7pm/6c

Fish For Words!

Help Oona and Sofia find the words below by looking up, down, side to side, and diagonally



S	C	A	S	O	F	I	A	A	F
E	L	M	E	R	M	A	I	D	I
A	O	C	E	D	R	I	C	T	S
G	V	O	T	A	A	A	A	E	H
U	E	V	N	S	H	E	L	L	A
L	R	E	L	R	A	C	O	U	N
L	F	R	I	E	N	D	S	M	N
S	E	A	H	O	R	S	E	A	O

Mermaid
Shell
Sofia

Amulet
Oona
Seahorse

Seagull
Clover
Cedric

Fish
Cove
Friends

Matching Game

Match the numbers on the top to the same number of items on the bottom.
Draw a line between the two that match!

1

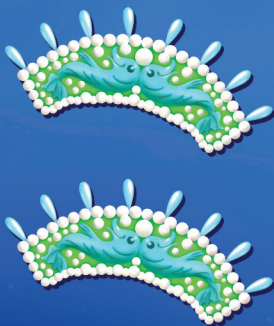
2

3

4

5

6



©Disney J#7461

Disney Junior
Presents



Premieres
Sunday, Nov. 24
7pm/6c on




Amulet Instructions:

- 1. Print out amulet
- 2. Cut along the purple outline*

*Note: Cutting is intended for grown-ups only**

----- Cut along line



©Disney


Disney Junior
Presents



Premieres
Sunday, Nov. 24
7pm/6c on



DisneyJunior.com



©Disney

Disney Junior
Presents



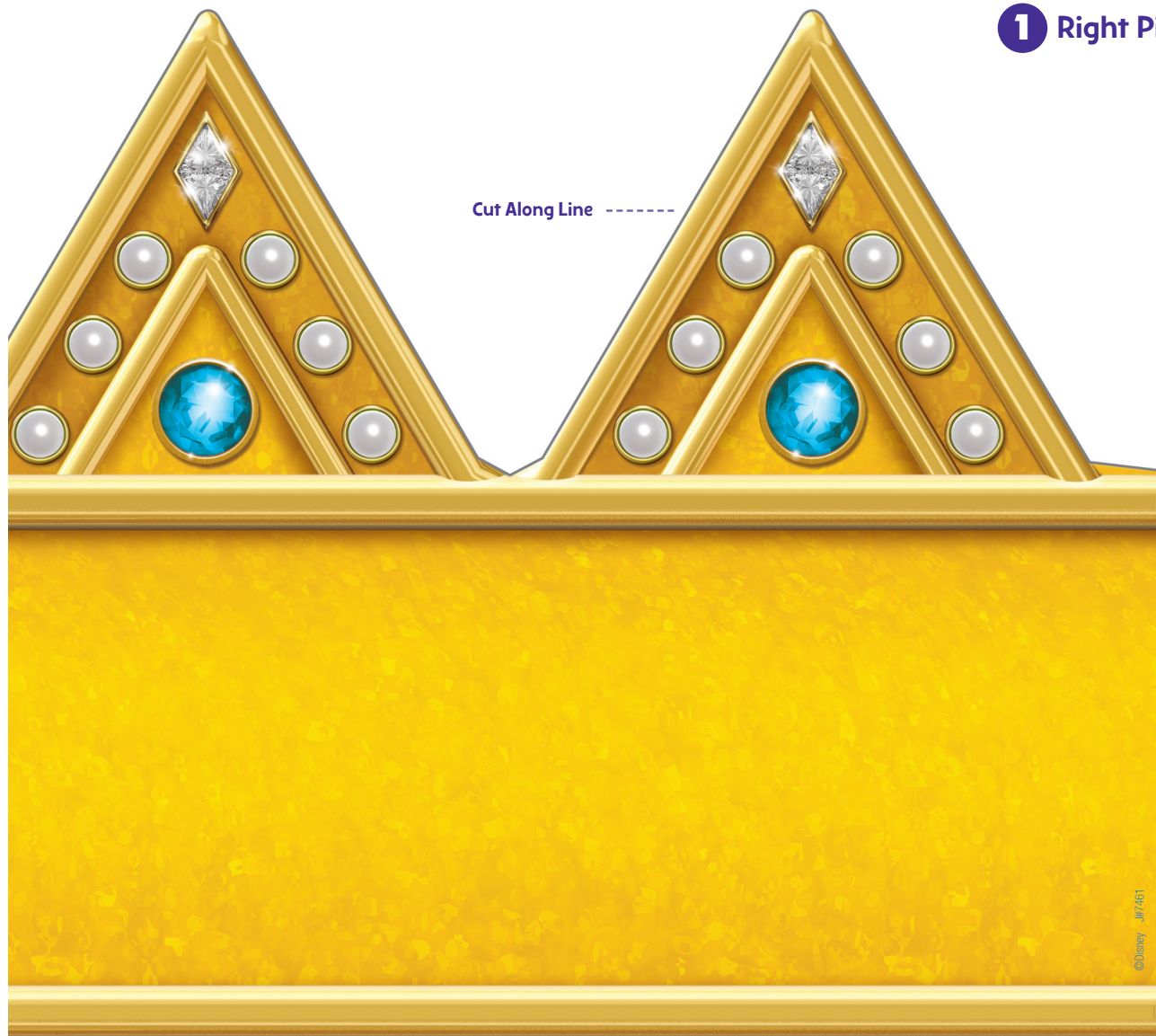
Premieres
Sunday, Nov. 24
7pm/6c on



DisneyJunior.com



Premieres
Sunday, Nov. 24
7pm/6c on



Crown Instructions:

1. Print out all 3 pages of the crown
2. Cut along the gray outline*
3. Piece the crown together with tape
4. Fit crown to child's head

Note: Cutting is intended for grown-ups only*




2 Center Piece

Cut Along Line -----



3 Left Piece

Cut Along Line -----



Disney Junior

A Family Night Special Event

Premieres

Sunday, Nov. 24

7pm/6c on





Cupcake Toppers



1. Carefully cut along the lines.
2. Tape a toothpick to the back of a topper.
3. Decorate your cupcakes!



The Love We Share

Sing Along

(Ariel Singing)

When life led me
From sea to shore
The human world felt strange
The way they talked
The way they walked
Was such a drastic change



But though our worlds
Live differently
There's one thing that we share
We both adore
Our family so
With love beyond compare

Whether you live on land or sea
We're all devoted to our family
Alone you cannot win
You need a helping fin
The love we share
Can set us free

Joining together is the key
For if your two worlds work in harmony
You could end your troubles
If only they would see
The love you share
Can set you free



(Ariel Singing Continued)

Out there is a mermaid
Who wants to save her sister
Show her that you feel the same
And you may just enlist her

(Sofia & Ariel Singing)

Joining together is the key
We have to learn to work in harmony

(Ariel Singing)

You could end your troubles

(Sofia Singing)

If only she could see

(Ariel Singing)


No matter where

(Sofia Singing)

In sea or air

(Sofia & Ariel Singing)

The love we share
Will set them free



Go Underwater & Help Sofia Find Oona!



Disney Junior
Presents




Premieres
Sunday, Nov. 24
7pm/6c



Start

Finish





Join us for an Undersea Adventure

Fold



Disney Junior
A Family Night Special Event
Sofia the First
The Floating Palace
Premieres Sunday Nov. 24 at 7pm/6c on Disney Channel



Dive into Sofia's new adventure! Watch the movie premiere and enjoy fun mermaid activities with us!

Date: _____

Time: _____

Location: _____

RSVP: _____

Fold

Disney
Junior

A FAMILY NIGHT SPECIAL EVENT



Disney
**Sofia
the First**
The Floating Palace

Premieres
Sunday, Nov. 24
7pm/6c



DisneyJunior.com

©Disney #17461



Presents



Premieres
Sunday, Nov. 24
7pm/6c on

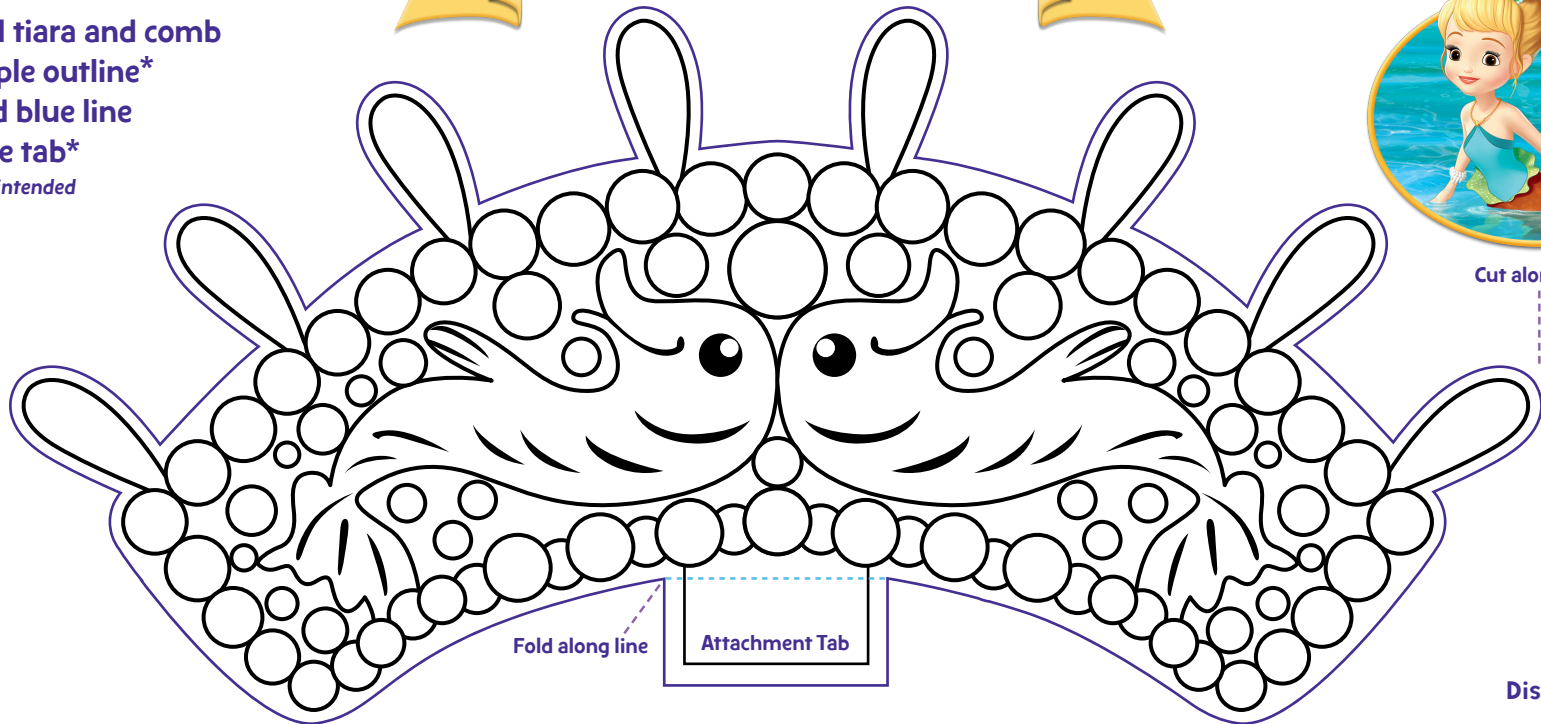


Sofia's Mermaid Tiara



Cut along line

Oona's Mermaid Comb



Cut along line

Instructions:

1. Color the mermaid tiara and comb
2. Cut along the purple outline*
3. Fold on the dotted blue line
4. Attach a clip to the tab*

Note: Cutting and attaching is intended for grown-ups only*

Sofia and Oona are True and Loyal Friends

Fill in all the ways that you are special like Sofia and Oona.

A Good Friend

I am a good friend when I

Loyal

I am loyal when I

Courageous

I am courageous when I

Confident

I am confident when I

Draw a Picture of You and Your Good Friend Like Sofia and Oona



Disney Junior
Presents



Premieres
Sunday, Nov. 24
7pm/6c on




Tiara Instructions:

1. Print out all 3 pages of the tiara
2. Cut along the gray outline*
3. Piece the tiara together with tape
4. Fit tiara to child's head

*Note: Cutting is intended for grown-ups only**

Cut along line

1 Left Piece




2 Center Piece



3 Right Piece

Cut along line



©Disney J#7461