



Iridessa's Hairband


Customise an old hairband with Iridessa's secret sparkle tips. Get creative and try other Fairy styles too!



You will Need

- An old hairband
- A long ribbon
- Glue
- Sequins
- Sticky Tape
- Scissors


Method



1. First wrap one end of the ribbon around the hairband and secure with some sticky tape.




2. Continue to wrap the ribbon around the hairband at an angle, overlapping slightly to make sure there are no gaps.



3. Continue all the way around the hairband until the whole length is covered. Then cut off the extra ribbon with scissors.



4. Secure the end with some more sticky tape.



5. Then add the dazzling finishing touch! Use glue to secure sequins around the hairband. Make sure they have all dried before wearing it!



6. Now you are ready to shine!

