



JOURNEY TO STAR WARS: THE FORCE AWAKENS

## WORDSEARCH

Y	S	N	Q	C	D	B	B	Y	L	J
S	M	K	I	H	S	W	O	W	E	E
H	U	S	Y	E	A	E	X	I	I	D
A	G	F	N	W	N	D	F	N	A	I
N	G	V	E	B	A	N	L	G	E	T
S	L	X	W	A	U	L	U	V	W	E
O	E	S	Y	C	N	N	K	N	Y	M
L	R	A	I	C	B	S	D	E	B	P
O	A	D	I	A	S	Z	H	S	R	L
Y	E	L	L	O	W	M	O	O	N	E
L	I	G	H	T	S	A	B	E	R	S

### WORDS TO FIND

SMUGGLER

LIGHTSABER

HAN SOLO

CHEWBACCA

SKYWALKER

LEIA

YELLOW MOON

NIEN NUNB

JEDI TEMPLE

Y WING

EXTRACTED FROM

*Smuggler's Run: A Han Solo & Chewbacca Adventure*



ISBN: 978-1-4847-2495-8 • PUBLISHER: DISNEY LUCASFILM PRESS


*The Weapon of a Jedi: A Luke Skywalker Adventure*

ISBN: 978-1-4847-2496-5 • PUBLISHER: DISNEY LUCASFILM PRESS

*Moving Target: A Princess Leia Adventure*

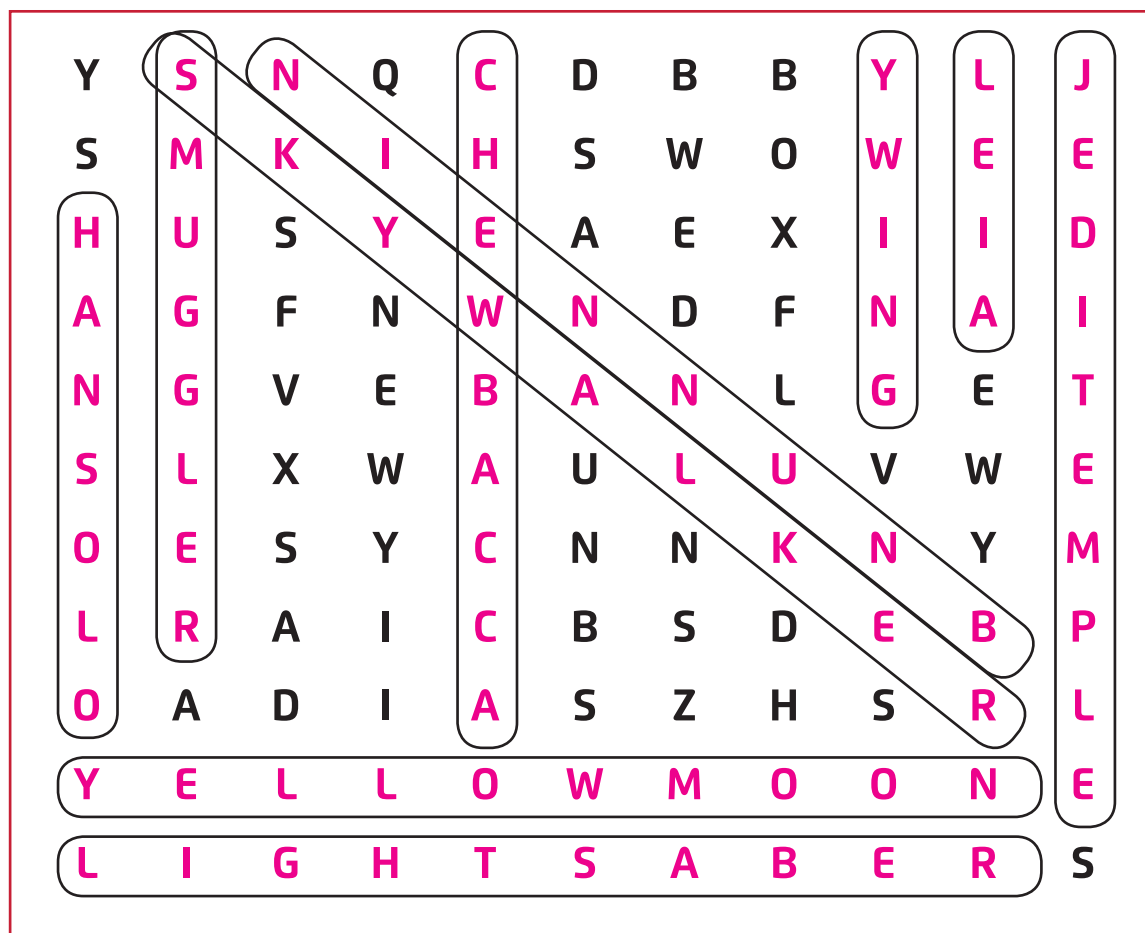
ISBN: 978-1-4847-2497-2 • PUBLISHER: DISNEY LUCASFILM PRESS





JOURNEY TO STAR WARS: THE FORCE AWAKENS

# WORDSEARCH KEY



## WORDS TO FIND


SMUGGLER  
LIGHTSABER  
HAN SOLO  
CHEWBACCA  
SKYWALKER  
LEIA  
YELLOW MOON  
NIEN NUNB  
JEDI TEMPLE  
Y WING

EXTRACTED FROM  
*Smuggler's Run: A Han Solo & Chewbacca Adventure*  
ISBN: 978-1-4847-2495-8 • PUBLISHER: DISNEY LUCASFILM PRESS  
*The Weapon of a Jedi: A Luke Skywalker Adventure*  
ISBN: 978-1-4847-2496-5 • PUBLISHER: DISNEY LUCASFILM PRESS  
*Moving Target: A Princess Leia Adventure*  
ISBN: 978-1-4847-2497-2 • PUBLISHER: DISNEY LUCASFILM PRESS





## THE ILLUSTRATED NOVELS WORDSEARCH



P	Q	D	A	R	K	S	I	D	E
R	E	D	A	V	H	T	R	A	D
I	M	S	Y	E	A	E	X	L	R
N	P	F	N	W	C	J	E	D	I
C	E	V	E	R	A	R	L	S	N
E	R	X	O	A	D	L	I	A	X
S	O	F	Y	N	N	N	W	B	Z
S	R	A	U	C	B	I	D	E	I
Q	I	O	I	A	B	Y	O	D	A
X	C	L	L	O	W	M	O	O	H
S	X	F	A	R	M	B	O	Y	N

### WORDS TO FIND

PRINCESS	EMPEROR
SCOUNDREL	DARTH VADER
FARMBOY	YODA
JEDI	OBI WAN
DARK SIDE	FORCE

EXTRACTED FROM

*Star Wars: A New Hope: The Princess, the Scoundrel, and the Farm Boy*


ISBN: 978-1-4847-0912-2 • PUBLISHER: DISNEY LUCASFILM PRESS

*Star Wars: The Empire Strikes Back: So You Want to Be a Jedi?*

ISBN: 978-1-4847-0914-6 • PUBLISHER: DISNEY LUCASFILM PRESS



*Star Wars: Return of the Jedi: Beware the Power of the Dark Side!*

ISBN: 978-1-4847-0913-9 • PUBLISHER: DISNEY LUCASFILM PRESS





# THE ILLUSTRATED NOVELS WORDSEARCH KEY



## WORDS TO FIND

PRINCESS	EMPEROR
SCOUNDREL	DARTH VADER
FARMBOY	YODA
JEDI	OBI WAN
DARK SIDE	FORCE

EXTRACTED FROM

*Star Wars: A New Hope: The Princess, the Scoundrel, and the Farm Boy*

ISBN: 978-1-4847-0912-2 • PUBLISHER: DISNEY LUCASFILM PRESS

*Star Wars: The Empire Strikes Back: So You Want to Be a Jedi?*

ISBN: 978-1-4847-0914-6 • PUBLISHER: DISNEY LUCASFILM PRESS

*Star Wars: Return of the Jedi: Beware the Power of the Dark Side!*



ISBN: 978-1-4847-0913-9 • PUBLISHER: DISNEY LUCASFILM PRESS





**STAR  
WARS**

**COLOR THE PAGE!**





**PRINCESS LEIA & R2-D2**



**STAR  
WARS**

**COLOR THE PAGE!**





**STAR  
WARS**

**COLOR THE PAGE!**




**C-3PO, R2-D2, LUKE SKYWALKER, PRINCESS LEIA,  
HAN SOLO & CHEWBACCA**

**STAR  
WARS**

**COLOR THE PAGE!**

**STAR  
WARS  
READS  
DAY**




**LUKE SKYWALKER & TAUNTAUN**



**STAR  
WARS**



**COLOR THE PAGE!**



**AT-AT WALKER**

**STAR  
WARS**



**COLOR THE PAGE!**



**YODA & LUKE SKYWALKER**

STAR  
WARS


COLOR THE PAGE!





**STAR  
WARS**

**COLOR THE PAGE!**





**WICKET THE EWOK &  
PRINCESS LEIA**



**STAR  
WARS**

**COLOR THE PAGE!**



**STAR  
WARS  
READS  
DAY**



**X-WING FIGHTERS  
& THE MILLENNIUM FALCON**

**STAR  
WARS**  
REBELS


COLOR THE PAGE!



**EZRA & CHOPPER**

**STAR  
WARS**  
REBELS


COLOR THE PAGE!



ZEB





COLOR THE PAGE!



SABINE

**STAR  
WARS**  
REBELS



COLOR THE PAGE!



**KANAN**



**STAR  
WARS**  
REBELS

COLOR THE PAGE!



**STAR  
WARS**  
REBELS


COLOR THE PAGE!



THE INQUISITOR & STORMTROOPERS



COLOR THE PAGE!




HERA



**STAR  
WARS**  
REBELS

COLOR THE PAGE!

**STAR  
WARS**  
READS  
DAY




**EZRA**


**STAR  
WARS**  
REBELS

COLOR THE PAGE!

**STAR  
WARS**  
READS  
DAY



**CHOPPER**



## ARE YOU A JEDI OR A SITH?

\_\_\_\_\_, ANSWER THESE QUESTIONS AND REVEAL YOUR DESTINY!  
(FILL IN YOUR NAME)

### JEDI QUESTIONS

#### LUKE SKYWALKER

Luke Skywalker learned from "Old Ben" Kenobi that the Force was strong in him. Under Yoda's instruction he mastered the power of the Force.



**Life on a remote planet can be long and tedious.  
What is your favorite way to pass the time?**

1. Shooting womp rats with a blaster rifle
2. Racing a hover vehicle across the desert
3. Traveling off-world to more exciting systems



**In all the worlds of the galaxy, where would you most like to go?**

1. I would never stray too far from home, where I am safe and comfortable
2. I would travel to the busy city planets, where great societies thrive
3. I would seek out adventure, no matter how far away

#### LEIA SKYWALKER

Princess Leia is an Imperial senator and diplomat. After learning of the effort to overthrow the oppressive Empire, she helped lead the Rebel Alliance. Eventually she discovered her true identity as a Skywalker, and of her sensitivity to the Force.



**How would you behave if you were royalty?**

1. I would make everyone bow to me
2. I would make laws that everyone must follow
3. I would help all of my people, and not be concerned with other worlds

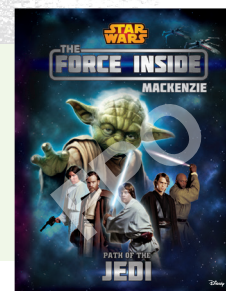


**What would you do if captured by Imperial troops?**

1. I would give up the location of the Rebel base
2. I would quietly obey my captors and hope for a daring rescue
3. I would do whatever it takes to break free

EXCERPTED FROM  
**Star Wars:  
The Force Inside**

AVAILABLE ON PUT ME IN THE STORY  
[PUTMEINTHESTORY.COM](http://PUTMEINTHESTORY.COM)





# SITH QUESTIONS

## SITH MASTER DARTH VADER

Darth Vader was once a good and noble man named Anakin Skywalker. He was seduced by the power of the Dark Side.



**How do you deal with your enemies?**

1. Diplomatically
2. I prefer to avoid them
3. Mercilessly



**What is the most powerful force in the galaxy?**

1. A fast ship and a free spirit
2. The Empire
3. I AM!

## SITH LORD DARTH SIDIOUS

Darth Sidious is the secret identity of Ambassador Palpatine, the most powerful master of the Force in all recorded history.



**What do you feel is best in life? I will sense it if you lie to me!**

1. All the great adventures that await me!
2. To be feared by anyone who would challenge me
3. I value power! It is the only thing of real value.



**All are within the grasp of my great Empire. How would you use ultimate power?**

1. I would help anyone who needs it
2. I would make everyone obey my command
3. I would destroy any who oppose me

**NOW, \_\_\_\_\_, TOTAL YOUR SCORE!**

**#1** Answers are worth **5 POINTS**

**#2** Answers are worth **10 POINTS**

**#3** Answers are worth **20 POINTS**

Add up your Jedi points as well as your Sith points. Which one is the higher? This will reveal your destiny!




**JEDI TOTAL**



**SITH TOTAL**

EXCERPTED FROM  
**Star Wars:  
The Force Inside**

AVAILABLE ON PUT ME IN THE STORY  
[PUTMEINTHESTORY.COM](http://PUTMEINTHESTORY.COM)







# The Inquisitor

Use this outline to draw  
your own Inquisitor.

The Inquisitor is a sinister  
servant of the Empire.  
He is trained to track  
down and destroy Jedi.  
The dark side gives him  
special abilities and  
makes him a powerful  
warrior, and he often uses  
it to scare his enemies.

Does your Inquisitor have **scary teeth**?

Use colors to create your own dark side **tattoos**.

What color eyes  
does he have?

Over time, the eyes of someone  
who has turned to the dark side  
become **red or yellow**.



EXTRACTED FROM  
**Ultimate Factivity Collection:**  
**Star Wars Rebels™**  
ISBN: 9781465429438  
PUBLISHER: DK





# Deadly Monsters

## Draw a monster

Every planet has its own monsters, but some are famous across the galaxy for their massive appetites, razor-sharp claws and vicious teeth. Some worlds even use them for entertainment, making them fight against gladiators and condemned prisoners in bloody arena battles.

Try to make your monster as **scary-looking** as possible!

How many **teeth** or **horns** do they have?

Do they have **fur** or **tough scaly** skin?



EXTRACTED FROM  
**Ultimate Factivity Collection:**  
**Star Wars™**  
ISBN: 9781465416605  
PUBLISHER: DK






**STAR  
WARS**

# COLORING SHEET

**Minifigures** bring the LEGO® *Star Wars*™ galaxy to life – whether they are celebrated heroes like Yoda, or villains such as Darth Vader. Color in the two LEGO Star Wars foes and learn a bit about their minifigures.



**Darth Vader**  
SITH LORD

Although there are 10 Vader LEGO Star Wars minifigures, there is just one trademark helmet piece, which is removeable



**Yoda**  
JEDI GRAND MASTER

Yoda was the first LEGO minifigure to have short unposeable legs

EXTRACTED FROM  
**LEGO® *Star Wars*™ Character Encyclopedia**  
Updated and Expanded  
ISBN: 9781465435507  
PUBLISHER: DK





# Battling the Empire

## Write a report for your fellow rebels

It is important that any information anyone in the rebel alliance discovers about the Empire is shared with your fellow rebels. Imagine you've been out on a mission and write your report.

What is the **most important** thing that your fellow rebels need to know?

What kind of **vehicle** did you use to get to the location?

What **happened** and **why** did it happen?

What **secrets** did you find out?

How many **Stormtroopers** did you spot?



### REBEL MISSION REPORT

REPORT LOGGED BY:

Mission story:




---

---

---

---

---

---

---

---

---

---

EXTRACTED FROM  
**Ultimate Factivity Collection:**  
**Star Wars Rebels™**  
ISBN: 9781465429438  
PUBLISHER: DK







# TRUE OR FALSE

Do you know **Absolutely Everything** About *Star Wars*™? Test your knowledge with our true or false quiz.

1	Yoda has trained 30,000 Jedi Knights	True	False
2	There were 1 million Clone Troopers at the Battle of Geonosis	True	False
3	The average lifespan of a Wookiee is 400 years	True	False
4	Chewbacca was inspired by George Lucas's own dog, Indiana	True	False
5	C3PO knows 30,000 forms of communication	True	False
6	Darth Maul's mother gave him his first tattoos before his first birthday	True	False
7	Anakin Skywalker has blue eyes, but they turn green when he becomes Darth Vader	True	False
8	Jabba's age was 604 when he died	True	False
9	Jawas only wash once a year	True	False
10	Anakin is 8 years old when he wins the podrace race	True	False

## HOW DID YOU DO?

### 1 – 4: Padawan

Much to learn, you still have

### 5 – 7: Jedi Knight

Powerful, you have become


### 8 – 10: Jedi Master

The force is strong with this one



EXTRACTED FROM  
**Star Wars™ Absolutely Everything  
You Need To Know**

ISBN: 9781465437853  
PUBLISHER: DK



ANSWERS: 1. FALSE – IT IS 20,000 2. FALSE – THERE WERE 192,000 3. TRUE 4. TRUE 5. FALSE – HE KNOWS OVER 6 MILLION 6. TRUE 7. FALSE – THEY TURN YELLOW WHEN HE BECOMES DARTH VADER 8. TRUE 9. FALSE – JAWAS NEVER WASH 10. FALSE – HE IS 9 YEARS OLD WHEN HE WINS

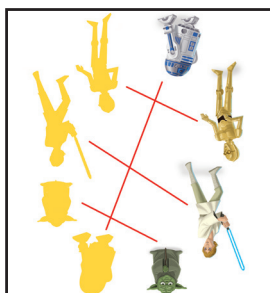


## Matching

Can you match each character to his shadow? Draw a line from the picture on the left to the corresponding picture on the right.



ANSWER



## Collect Them All, You Must!

The first six STAR WARS films, finally retold as Little Golden Books®





© & TM 2015 Lucasfilm Ltd.

# Maze

Solve the maze to help Luke rescue Princess Leia.

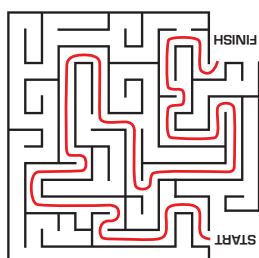


START




FINISH

ANSWER



## Collect Them All, You Must!


The first six STAR WARS films, finally retold as Little Golden Books®



© & TM 2015 Lucasfilm Ltd.



## Finger Puppets



© & TM 2015 Lucasfilm Ltd.



© & TM 2015 Lucasfilm Ltd.





© & TM 2015 Lucasfilm Ltd.

### INSTRUCTIONS

1. Print the finger puppets on regular paper and cut them out. Be sure to cut along the dashed lines.
2. Wrap the tabs of one puppet around the puppeteer's finger, and use tape to secure it.
3. Remove puppet from finger and repeat step 2 with the rest of the puppets.

## Collect Them All, You Must!

The first six STAR WARS films, finally retold as  Little Golden Books®



© & TM 2015 Lucasfilm Ltd.





# MASTER YODA STICK PUPPET



**J**udge a puppet by its size, will you? Make up your own stories about the Jedi Master's adventures with this fun Yoda puppet. It's up to you which version you want to make—Prequel Trilogy Yoda, *Clone Wars* Yoda, or Original Trilogy Yoda.

## WHAT YOU NEED

Yoda body pattern  
Yoda robe pattern  
Scissors  
Green, brown, red,  
and tan or gray felt  
squares

Straight pins  
Craft stick  
Googly eyes  
Glue

- 1 Cut out the Yoda body pattern on the next page and secure to the piece of green felt with straight pins. Then cut the felt following the pattern.




- 2 Cut out the Yoda robe pattern on the next page and secure to the piece of brown felt with straight pins. Then cut the felt following the pattern.



- 3 Now you need to make Yoda's tunic. Cut out a piece of tan or gray felt a little larger than the collar opening of the robe. Glue this to the back of the robe.

- 4 Glue the robe and tunic to Yoda's body.
- 5 Turn Yoda over and glue the craft stick to his back. Leave part of the stick exposed on the bottom so you have a handle for the puppet.
- 6 Finally, cut a small green square from the scrap felt for the nose and a small red triangle for the mouth. Glue these to Yoda's head along with the googly eyes to make his face!



**The Star Wars Craft Book**

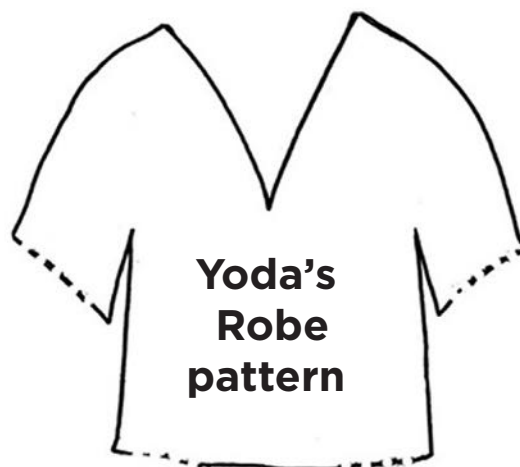

ISBN: 978-0-345-5116-4

DEL REY, MARCH 2011








# MASTER YODA STICK PUPPET



There are two sets of patterns  
so you can share.



**The Star Wars Craft Book**

ISBN: 978-0-345-5116-4

DEL REY, MARCH 2011





## BITH BAND SPOON PUPPETS



**T**he Mos Eisley Cantina may not be the safest hangout, but Figrin D'an and his Bith band—the Modal Nodes—sure make it hoppin'!

### WHAT YOU NEED

- |   |   |
|---|---|
| Black beads                                 | Scissors  |
| Strong glue                                 | Pipe cleaners                                     |
| Wooden spoon                                | Self-adhesive nylon fastening tape such as Velcro |
| Light beige, black, and gray pieces of felt |   |

**1** Glue two black eye beads halfway between the tip of the spoon and where the handle meets the base.

**2** Cut a tiny circle of black felt and glue it below the buttons for the mouth. Cut thin C shapes in the beige felt and glue on the face for the Bith's respiratory folds.




**3** Wrap a pipe cleaner around the spoon handle so that your puppet looks like it has two arms.

**4** Fold the black felt in half and cut out a long-sleeved shirt shape. Glue the front and back on the spoon handle with the pipe cleaner arms in between the shirt's sleeves. If you want to make the shirt extra-secure after you glue it in place, you can sew it as well.



**5** Fold the beige felt in half and cut out two sets of hands with long fingers. Glue the fronts and backs of the hands to the ends of the pipe cleaners.

**6** Using colored felt, make some instruments. They can be ones you recognize from this planet—or make up your own weird instruments! Stick nylon fastening tape such as Velcro on one side of the instrument and another piece on the hand of your puppet. Make four more puppets to complete the Modal Nodes band!




**The Star Wars Craft Book**

ISBN: 978-0-345-5116-4

DEL REY, MARCH 2011







In ancient times, Jedi Knights  
built their own lightsabers.  
Ask an adult to help you  
build your own lightsaber.

1

Cut a 3-foot piece of foam pipe insulation.



2

Put duct tape on the handle, alternating black and gray with various widths.



3

Use colored duct tape to complete the "light" part.



4

Place small stickers on the handle as buttons, or draw them on with a marker.



EXTRACTED FROM  
*Jedi Training*  
ISBN: 9781503703209  
PUBLISHER: PIP







## Look & Find

Droids aren't allowed in the Cantina, but some snuck in! Search the Cantina for 5 disguised droids.



EXTRACTED FROM  
*Star Wars Rebels Look and Find*  
ISBN: 9781503703025  
PUBLISHER: PIP





# Look and Find

Can you find 10 buzz droids?

STAR  
WARS  
READS  
DAY



Supreme Chancellor Palpatine has been captured by the evil General Grievous! Obi-Wan Kenobi and Anakin Skywalker must blast their way through a blockade of spaceships to save the Supreme Chancellor.

First find the Jedi Knights, then help them avoid enemy fire by spotting these ships:



EXTRACTED FROM  
*Star Wars Rebels Look and Find*  
ISBN: 9781503703025  
PUBLISHER: PIP




There's plenty to do on Coruscant. After you find the Jedi Knights, search the big city for these places: Dex's Diner, the Galaxies Opera House, the Outlander Club, the Snapping Septoid, and the Vos Gesai Hotel.



The cover art for Star Wars Rebels features the three main characters in the foreground: Ezra Bridger, Kanan Jarrus, and Hera Syndulla. They are set against a background of a collage of various Star Wars scenes and characters. The title "STAR WARS REBELS" is prominently displayed at the top in a stylized, blocky font. A small "COMING FALL" banner is visible in the upper right corner.









## Look and Find

When Ezra goes inside the academy, he really goes inside! Can you find your way through the ventilation system, from the entrance at the top left to the open vent at the bottom right?



EXTRACTED FROM  
*Star Wars Rebels Look and Find*  
ISBN: 9781503703025  
PUBLISHER: PIP






# MAZE

Where's my dad?



Help Leia go through the maze to get to her father!

START



END





CHRONICLE BOOKS




© & TM 2015 LUCASFILM LTD.


BY  
JEFFREY  
BROWN



10-1015



# FINGER PUPPETS



Copyright © 2015 Lucasfilm Ltd.



Copyright © 2015 Lucasfilm Ltd.



Copyright © 2015 Lucasfilm Ltd.

## INSTRUCTIONS

1. Print the finger puppets on regular paper and cut them out. Be sure to cut along the dashed line.
2. Wrap the tabs of one puppet around the puppeteer's finger, and use tape to secure.
3. Remove puppet from finger and repeat step 2 with the rest of the puppets.



© & TM 2015 LUCASFILM LTD.

BY  
JEFFREY  
BROWN

