

MAD HATTER HEADBAND

inspired by

Disney
**ALICE
THROUGH THE
LOOKING
GLASS**




MATERIALS:

printable
cereal box
green lace
black felt
scissors
headband


sewing needles
orange ribbon
feathers
glue gun
scissors
pen




Trace printable shapes on cereal box and felt. Cut out pieces.



Glue felt on cardboard. Glue edges of semicircle together and glue small circle on top.



Cover hat pieces with lace and glue down.



Glue hat pieces together. Glue orange ribbon around it.



Add feathers, needles, and 10/6 note around the ribbon.



Glue hat on headband.

On Blu-ray™, Digital HD &  October 18

©2016 Disney

PG

MAD HATTER TOP HAT HEADBAND

