




Mother's Day Flower Bouquet

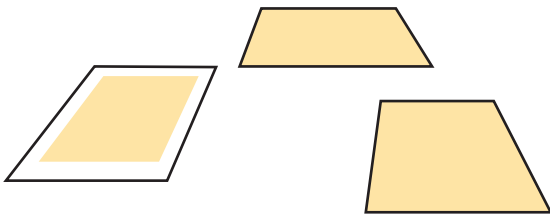
You will need:

- 3 x A4 paper or card
- Safety scissors*
- Drinking straws
- Colouring pens and pencils

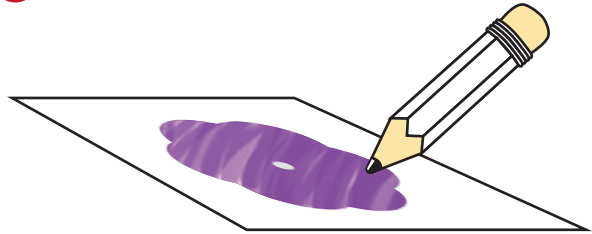


Note: Cutting is intended for grown-ups only*

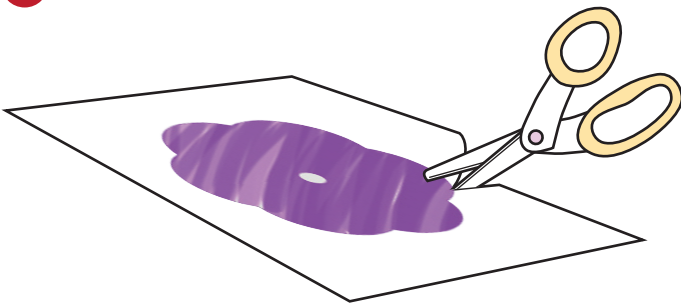
1 Print all artwork and set aside to dry.




2 Colour in the flowers.



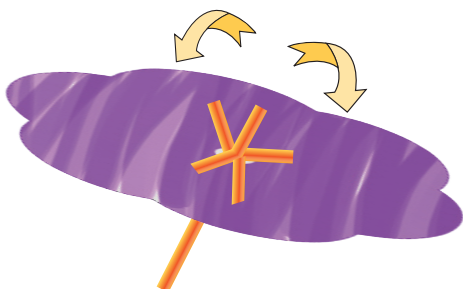
3 Cut out the flowers.*



4 Cut a hole in the middle and insert the bendy straw through it.*



5 Fray the top end of the straw by cutting into small strips and bending them backwards.*



6 Place the flowers in a vase or group together into a bouquet.

