

# PARTY CRAFTS



## Watercolor Planets

### Supplies:

- Coffee filters
- Watercolor paints
- Water
- Black construction paper
- Glitter (optional)
- Glue
- Paint brushes



### Directions

1. Create your own planet by painting water colors on a coffee filter.
2. Use more water to mix and swirl the colors together.
3. Put the planet aside to let dry fully.
4. Once dry, glue the planet on to black construction paper. Decorate your planet and sky by adding glitter or drawing stars!



## Mars Fizzers

### Supplies:

- Baking soda
- Liquid watercolors
- Water
- Vinegar
- Eye droppers



### Directions

1. Mix 1 cup baking soda with 1/4 cup water
2. Add liquid watercolor to your desired shade of red.
3. Repeat step 1, this time adding yellow.
4. Use an ice cream scoop or rounded spoon to create spheres with the paste, adding red and yellow together.
5. Drip vinegar on the rounded planet to create a fizzing Mars!
6. See what other planets you can create with other colors.

**Note: Parental supervision is recommended.**


# PARTY CRAFTS



## Nebula In A Jar

### Supplies:

- Clean glass jar with lid
- Tempera paint
- Cotton balls
- Glitter
- Water



### Directions

1. Fill 1/3 of the jar with water
2. Add paint drops into the water and add some glitter.
3. Pull apart cotton balls, put them in the bottom of the jar. Make sure you cannot see the bottom of the jar by pushing the cotton balls down to stick.
4. Repeat steps 1-4 two more times.

**Note: Parental supervision is recommended.**



## Puffy Paint Planets

### Supplies:

- Puffy paint
- Planet Printout
- Wax paper
- Binder clips



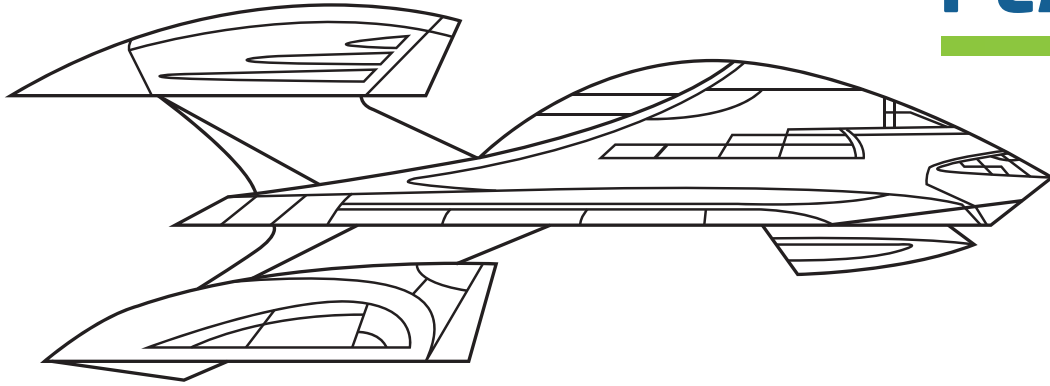
### Directions

1. Either draw or use a planet printout as a guide. Lay a sheet of wax paper over the printout and clip down with binder clips.
2. Using a planet printout as a guide, begin tracing around and filling in the cutout with puffy paint. Use a liberal amount of paint!
3. Once the planets have been filled in, allow them to dry several hours or overnight.
4. Carefully peel off wax paper
5. Make window art with your puffy paint planets!






# PLANET PRINTOUT




**Stellosphere**




**Mars**



**Uranus**



**Jupiter**



**Saturn**