

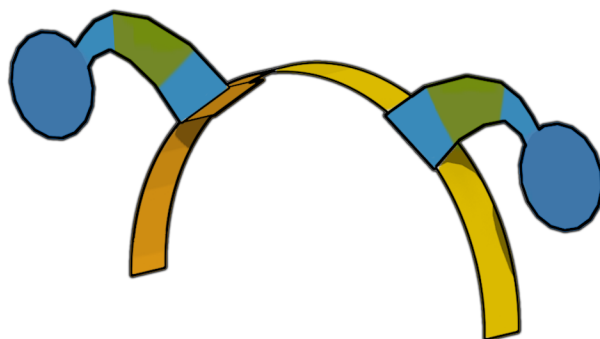


Roarsome Horns

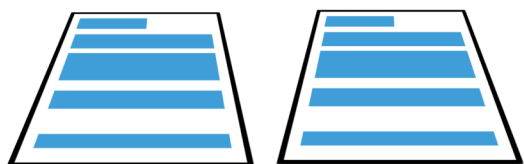
You will need:

- Two sheets of 8½ x 11 paper
- Safety scissors*
- Glue stick

***Note: Cutting is intended for grown-ups only**



1 Print all pages and leave to dry



2 Cut out the horns and headband*




3 Fold along dotted lines and glue folds together



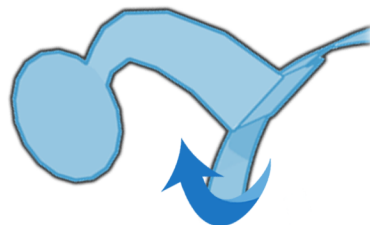
4 Fold horns along dotted lines




5 Glue horn tabs to inside of headband, and leave to dry



6 Fold horns to stand straight





© Disney



© Disney



© Disney



disneyjunior.com

© Disney