



# Moederdagkaart Sofia



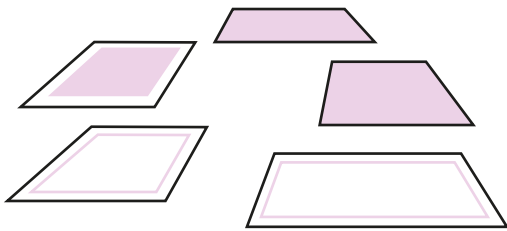
Je hebt nodig:

- 5 vellen A4 papier of knutselpapier
- Kinderschaar\*
- Lijm
- Stiften en kleurpotloden

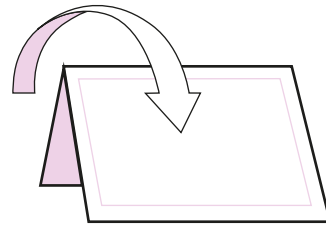


Let op: alleen volwassenen mogen knippen\*

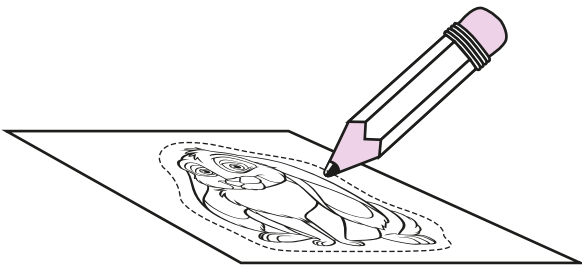
1 Print de plaatjes en laat ze opdrogen.



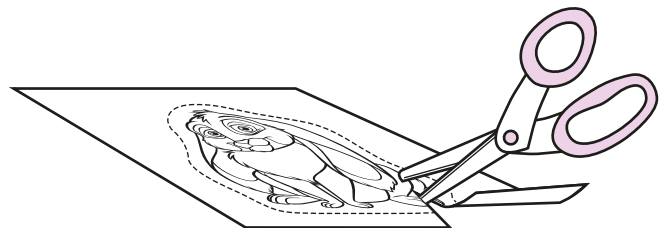
2 Vouw de pagina langs de lijntjes dubbel.




3 Kleur de stickers in.



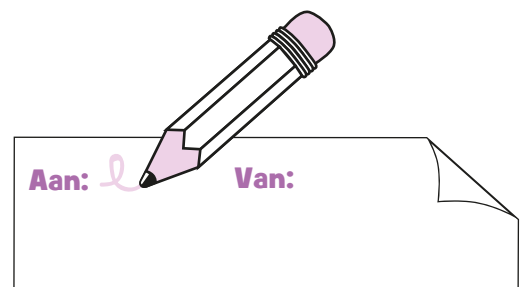
4 Knip de stickers uit.\*



5 Plak de stickers op de kaart.




6 Vergeet niet om de namen in de AAN- en VAN-velden te schrijven.





**Aan:**  
**Van:**



**Fijne Moederdag**

**Aan mijn mama  
op Moederdag**

**Ik hou van jou, mama**

**Ik hou van jou**

