

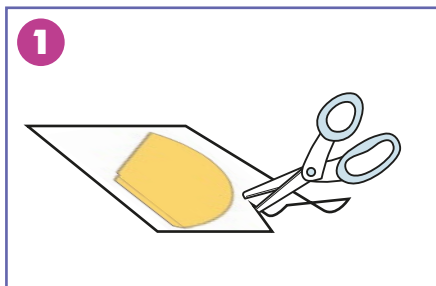
Lion Guard Megaphone

Roar like Kion as you take to the garden to cut, glue, and decorate your own amazing megaphone

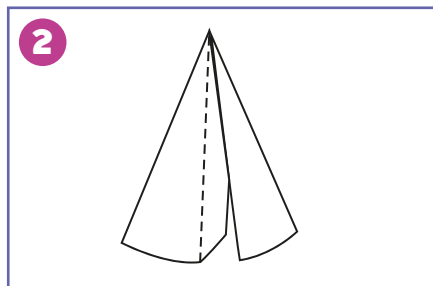
What You'll Need:

- Tape
- Scissors
- Red feather boa (or red wool)
- Glue

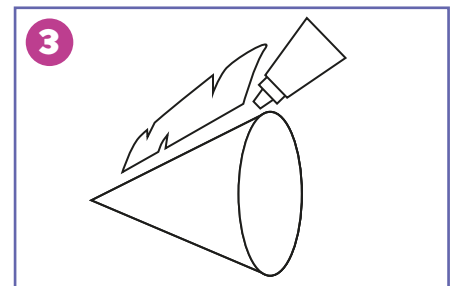
How to Make:



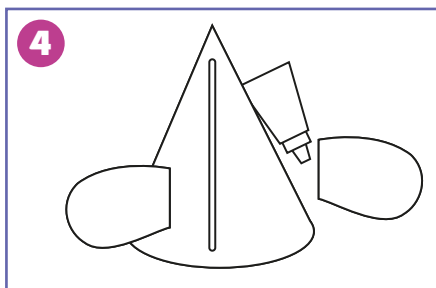
1 Print all artwork and set aside to dry. Cut out the outline of the cone, the ears and the tongue.



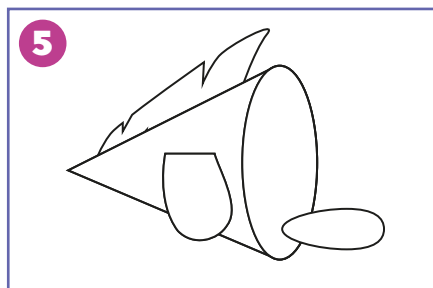
2 Get your child to roll the card into a cone and have them help you tape it into place.




3 Attach the boa with glue on the top side of your megaphone to create Kion's mohawk.



4 Glue the ears onto the megaphone.



5 Place glue on the tongue and stick down on the inside of the cone. This will act as Kion's tongue.



6 Finally, let your little one practice their best lion roar using the megaphone you just made!



Disney
Junior
DISNEYJUNIOR.CO.UK

