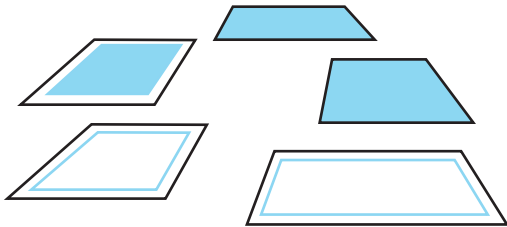


Minnie's Bow-Tique Butterfly Bow Mobile

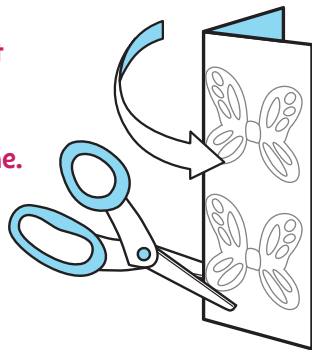
You will need:

- 4 x Paper or card
- Safety Scissors
- String
- Sellotape
- Glue

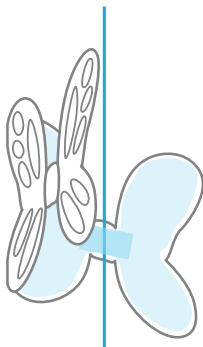
1 Print all artwork and set aside to dry.



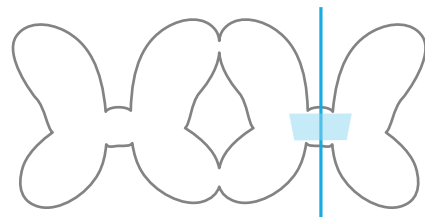
2 Fold each paper along the dotted line. Cut out the butterflies making sure you don't cut the butterfly at the fold line.



4 Using glue, fold the butterfly and glue in place.



3 Using one butterfly, open it up and lay it down so that the printed side is facing down. Lay the string directly in the middle of one of the butterfly shapes, taping it in place.



5 Repeat the steps adding butterflies along the string and once finished hang the decoration up.

