


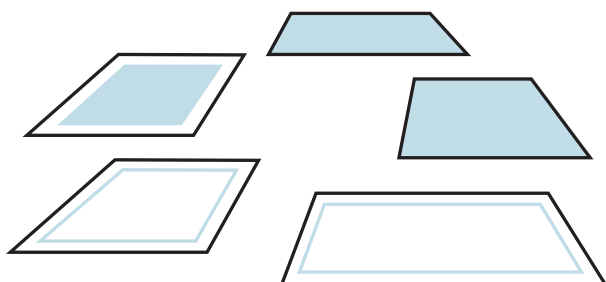
Decorações de Pendurar da Princesa Sofia

Vais precisar de:


- 3 folhas de papel ou cartolina
- Tesoura de papel
- Fita-cola
- Lápis de cor ou marcadores
- Fio



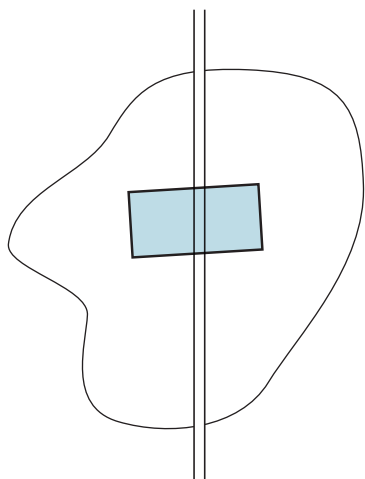
1 Imprime as imagens todas e deixa secar.



2 Pinta as imagens e, em seguida, recorta-as.



3 Usando fita-cola, colas as imagens no fio.



4 Podes pendurar as decorações em ramos de árvores ou nas mesas!

