



Instructions For Doc McStuffins Height Chart


1. Print out all 7 pages.
2. Cut along the outline.*
3. Piece the height chart together.
4. Hang it up.

*Note: Cutting is intended for grown-ups only.**

**Catch all-new episodes
of Doc McStuffins
every Friday in September on**




1
Overlap & Tape ----



2
Overlap & Tape ----



3
Overlap & Tape ----



4
Overlap & Tape ----



5
Overlap & Tape ----



6
Overlap & Tape ----




7



1

First Piece
(Top)

Cut along line



Cut along line

2

Second Piece

Cut along line

Cut along line




3

Third Piece

Cut along line

Cut along line



4

Fourth Piece

Stuffy

Cut along line



Lambie

41"

40"

39"

38"

37"

36"

35"

34"

33"

32"

Cut along line

3FT

5

Fifth Piece

Cut along line

Cut along line



31"

30"

29"

28"

27"

26"

25"

24"

23"

22"

21"

2FT

6

Sixth Piece

Cut along line

Cut along line



20"

19"

18"

17"

16"

15"

14"

13"

12"

11"

1 FT

7

Seventh Piece
(Bottom)

Cut along line



10"

9"

8"

7"

6"

5"

4"

3"

Cut along line

Disney Junior SM

©Disney J#7067